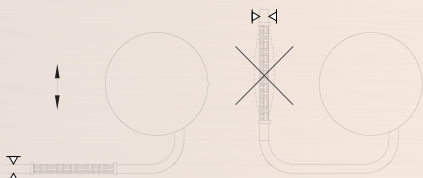
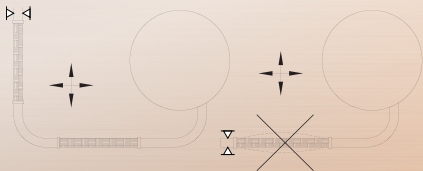


COLDTHERM-FLEX VIBRATION ABSORBER TECHNICAL DETAILS

Hose assembly must be installed with the right angle to the direction of the vibration.



In cases that the two or three dimensional movements must be absorbed, hoses must be installed with the 90° to each other.



Installation - Main issues

1. The vibration eliminator should be fitted as close to the compressor as possible and must be installed in a straight line. Vibration eliminators are not designed to compensate for pipework misalignment.

2. Care should be taken to allow sufficient space for the vibration eliminator to avoid static compression or tension, after brazing in place. Vibration eliminators are not designed to absorb axial or torsional stress.

3. For optimum absorption of vibration, the refrigerant line should be anchored at the end of the vibration eliminator furthest from the vibration source.

4. Take special care to install vibration eliminators horizontally when used in suction lines or where operating temperatures are below freezing point. Condensation may form on the outside of the unit and if installed vertically this may accumulate in the lower braid collar. In subsequent freezing this may deform and destroy the unit. If vertical installation is the only option, or indeed if condensation is possible with horizontal mounting, the entire flexible section, ferrules and braided hose, must be covered with a watertight synthetic material e.g. a heat shrinkable PVC sleeve.

5. The ferrule and start of braid must be wet-ragged for brazing


Corrosion Performance

The selected materials for Vibration Absorber are suitable with the conveyed fluid. Therefore no extra wall thickness is foreseen.

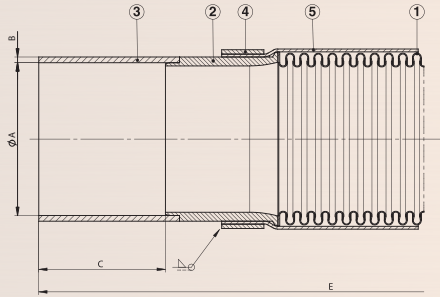
The installer should pay extra care to protect the hose assembly from potential corrosion agents from the environment. When installing the V series to prevent overheating and subsequent damage.

Gf coldtherm-flex

VIBRATION ABSORBER



COLDTHERM-FLEX VIBRATION ABSORBER TECHNICAL DETAILS



Material List

| | |
|---------------------|----------------------------------|
| 1 Hose | Stainless Steel (AISI 304L/316L) |
| 2 Intermediate Part | Stainless Steel AISI 304 |
| 3 Welded End | Copper (Cu-DHP) |
| 4 Ring | Stainless Steel AISI 304 |
| 5 Braiding | Stainless Steel AISI 304 |

Operation Conditions

Temperature Range -70/+250 °C

Application Areas

Refrigeration systems
Air-conditioning units
Heating pumps
Pressured systems
Pumps, motors, machines, compressors

Absorption of Vibration

The vibration that occurs in the mechanical systems, swinging and the noise are very inconvenient. They also cause an unignorable amount of material fatigue on the parts that exposed to them. The fixed on the parts that exposed to them. The fixed pipe connections used in mechanical equipment may become very risky areas because of the vibration that occurs around those areas.

COLDTHERM-FLEX Flexible Metal hoses provide many benefits to the installers in order to maintain system security by assuring the absorption of vibration in mechanical systems.

Annularly corrugated metal hoses are selecting according to the system pressure, temperature and the direction of the vibration and are used in the connections of the tools that cause a high level of vibration likewise pumps, compressors, engines.

Hose assembly must be installed to the machine that is the source of high vibration as close as possible. The movement which is the result of the vibration and the bend of the hose must be on the same plate as in the shape that prevents the torsion tension. After completing the hose assembly, hose must be fixed from one end.

| METRIC | INCHES | ØA | tol | B | C | E | tol | Max. Working Pressure | DRAWING NO |
|--------|--------|------|------------|-----|----|-----|-----|-----------------------|-----------------|
| 6 | 1/4 | 6,6 | ±0,2 | 1 | 20 | 230 | ±5 | 44,8 | 701.090.006.230 |
| 8 | - | 8,2 | ±0,2 | 1 | 20 | 230 | ±5 | 44,8 | 701.090.008.230 |
| - | 3/8 | 9,7 | -0,1+0,3 | 1 | 20 | 230 | ±5 | 44,8 | 701.090.009.230 |
| 10 | - | 10,2 | -0,1 + 0,3 | 1 | 20 | 230 | ±5 | 44,8 | 701.090.010.230 |
| 12 | - | 12,2 | -0,1 + 0,3 | 1 | 20 | 230 | ±5 | 44,8 | 701.090.012.230 |
| - | 1/2 | 12,9 | -0,1+0,3 | 1 | 20 | 230 | ±5 | 44,8 | 701.090.013.230 |
| 15 | - | 15,2 | -0,1 + 0,3 | 1 | 20 | 255 | ±5 | 44,8 | 701.090.015.255 |
| 16 | 5/8 | 16,2 | -0,1+0,3 | 1 | 20 | 255 | ±5 | 44,8 | 701.090.016.255 |
| 18 | - | 18,2 | -0,1 + 0,3 | 1 | 20 | 255 | ±5 | 44,8 | 701.090.018.255 |
| - | 3/4 | 19,3 | -0,1+0,3 | 1 | 25 | 255 | ±5 | 44,8 | 701.090.019.255 |
| 22 | 7/8 | 22,4 | -0,2+0,3 | 15 | 25 | 290 | ±5 | 44,8 | 701.090.022.290 |
| 28 | 11/8 | 28,9 | -0,2 + 0,3 | 15 | 25 | 330 | ±5 | 41,3 | 701.090.028.330 |
| 35 | 13/8 | 35,3 | -0,2 + 0,3 | 2 | 30 | 375 | ±10 | 37,9 | 701.090.035.375 |
| 42 | 15/8 | 42,3 | -0,2 + 0,3 | 2 | 35 | 430 | ±10 | 35,1 | 701.090.042.430 |
| 54 | 21/8 | 54,3 | -0,2 + 0,3 | 2 | 45 | 510 | ±10 | 27,5 | 701.090.054.510 |
| 65 | 3 | 67,2 | -0,2+0,3 | 2,4 | 65 | 690 | ±10 | 24,1 | 701.090.065.690 |
| 80 | 3 | 80 | -0,2 + 0,3 | 2,7 | 65 | 690 | ±10 | 22 | 701.090.080.690 |